

PACE surveyed a **nationally representative sample of 5000 registered voters** and asked about their perceptions and associations of 21 terms often used in civic engagement and democracy work. In collaboration with the Arizona Center for Civic Leadership and the Center for the Future of Arizona, Vitalyst Health Foundation sponsored an oversample of this data to look more closely at how Arizona residents, specifically, perceive and associate civic language.



This infographic provides insight into a few of the stories under the topline data. To explore more, visit [PACEfunders.org/Language](http://PACEfunders.org/Language)

## How do perceptions of civic terms in Arizona relate to the rest of the country?

↔ indicates same ranking   
 ↑ indicates Arizona ranks the term higher   
 ↓ indicates Arizona ranks the term lower   
 ☆ indicates this term shows up on Arizona's list only

TOP 10 MOST POSITIVE TERMS		TOP 10 MOST NEGATIVE TERMS	
Nation	Arizona	Nation	Arizona
1. UNITY	↔ UNITY	1. PRIVILEGE	↔ PRIVILEGE
2. LIBERTY	↔ LIBERTY	2. SOCIAL JUSTICE	↔ SOCIAL JUSTICE
3. CITIZEN	↑ PATRIOTISM	3. RACIAL EQUITY	↑ ACTIVISM
4. JUSTICE	↑ JUSTICE	4. ACTIVISM	↓ RACIAL EQUITY
5. DEMOCRACY	↓ CITIZEN	5. JUSTICE	↑ DEMOCRACY
6. DIVERSITY	↓ DEMOCRACY	6. PATRIOTISM	↑ COMMON GOOD
7. COMMON GOOD	↓ DIVERSITY	7. DIVERSITY	☆ CIVIL SOCIETY
8. BELONGING	↔ BELONGING	8. COMMON GOOD	↓ DIVERSITY
9. PATRIOTISM	↑ CIVILITY	9. CIVIC INFRASTRUCTURE	↓ JUSTICE
10. CIVILITY	☆ BRIDGE BUILDER	10. DEMOCRACY	↓ PATRIOTISM

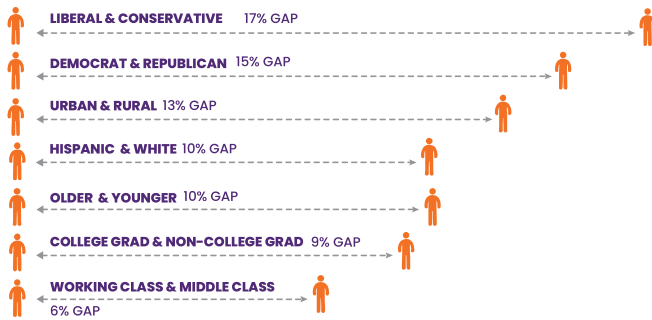
## Which civic terms do various Arizona subgroups gravitate to most?

Below, the top three positively ranked civic terms are listed next to each subgroup.

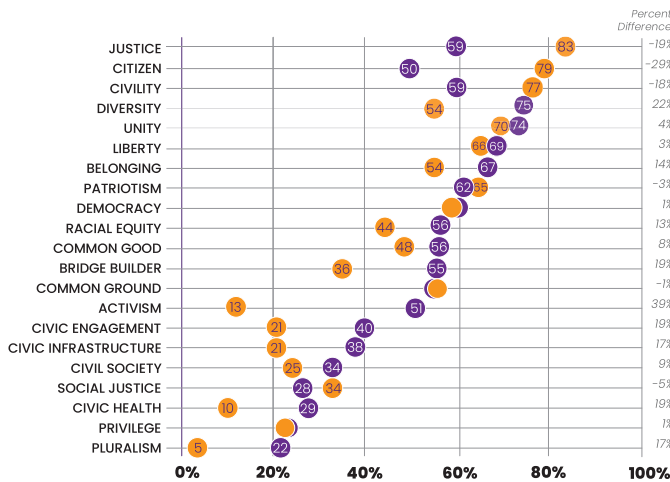
18-34	UNITY, JUSTICE, DIVERSITY
35+	LIBERTY, PATRIOTISM, UNITY
WORKING CLASS	UNITY, LIBERTY, CITIZEN
MIDDLE CLASS	PATRIOTISM, JUSTICE, LIBERTY
URBAN	DIVERSITY, LIBERTY, UNITY
RURAL	JUSTICE, CITIZEN, CIVILITY
WHITE	PATRIOTISM, UNITY, LIBERTY
HISPANIC	UNITY, JUSTICE, DIVERSITY
COLLEGE GRADUATES	DEMOCRACY, PATRIOTISM, LIBERTY
NON-COLLEGE GRADUATES	UNITY, LIBERTY, JUSTICE

## What is the average difference between comparison groups?

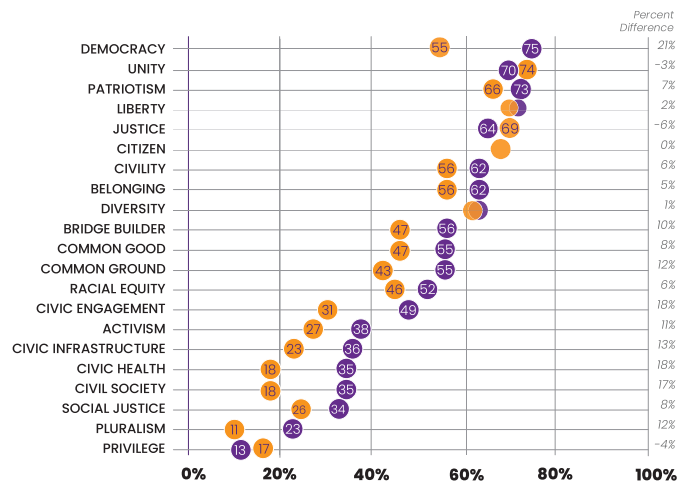
For each term, the positivity score of one group listed below (e.g., older) was subtracted from the other group listed (e.g., younger). The absolute values of these differences were averaged across all terms. This average difference score is shown for each comparison (e.g., older & younger).



## Term breakdown by Community Type (ranked by highest to lowest positivity)



## Term breakdown by Education Level (ranked by highest to lowest positivity)



## Civic Language Perceptions Project

An initiative of PACE

PACE appreciates the work of the team at Citizen Data, who served as our polling partner for this project. This data was made possible with research support from the Rita Allen Foundation and the Charles F. Kettering Foundation. This infographic was made possible with support from Rockefeller Brothers Fund, data analysis support from Kyle Chambers, and design support from Cameron Blossom.

For more information, please visit [www.PACEfunders.org/Language](http://www.PACEfunders.org/Language).